



Welcome to Foothill College at TIDE Academy

September 14, 2022

6:30 – 8 PM

TIDE Academy

Join Foothill College staff to learn more about

- What is dual enrollment?
- The two dual enrollment pathways at TIDE Academy
 - Student support services at Foothill
 - How to use Foothill's student portal

TIDE Academy
Technology Innovation Design Engineering

 **FOOTHILL COLLEGE**



 **FOOTHILL
COLLEGE**

Introductions

- Michelle Channel (Dual Enrollment Coordinator)
- Lia Fernandez-Grinshpun (Student Ambassador)
- Alekos Kapur (Student Ambassador)
- Josh Pelletier (Outreach Supervisor)
- Simon Pennington (AVP of College & Community Relations)

What is Dual Enrollment?

- Simply put, dual enrollment is being enrolled in high school and college at the same time.
- Dually enrolled students earn college credit while completing high school graduation requirements.
- Like Advanced Placement (AP) classes, but without the College Board exams.

A Bit of Dual Enrollment History

- California allows high school students—with permission from a parent/guardian and from the student's high school—to register at a community college for up to 11 units per term for free.
- AB 288 encourages community college districts and high school districts to create CTE pathways and college preparation pathways. Students in these pathways may register for up to 15 units per term.
- TIDE and Foothill are partnered to provide two CTE pathways under AB 288.

Dual Enrollment at TIDE Academy

- Two college pathways are open to TIDE students:
 - Graphic and Interactive Design (GID)
 - Computer Science (CS)
- TIDE students can register for other Foothill classes, too, if they work with a TIDE counselor to select them.
- No one is required to participate in dual enrollment classes. They are optional.

Dual Enrollment Can Turbocharge Your Education



Dual Enrollment Can Turbocharge Your Education

- Dual enrollment students graduate from high school and college at higher rates than their classmates.
- Community colleges encourage students to explore their educational interests in a low-stakes environment.
- Community colleges bridge high school and university in ways that empower and prepare students.
- When students start college with confidence and a clear path forward, they tend to perform well, persist, and graduate.

With Great Power, Comes Great Responsibility



With Great Power, Comes Great Responsibility

- Dual enrollment students are creating a permanent college record.
- AB 288 pathways allow for *up to* 15 units per term; however, 12 units is considered a full-time course load.
- Full participation is not a requirement of this partnership.
- Both TIDE and Foothill offer support services. Be proactive about asking for help and for guidance.

AB 288 Dual Enrollment Pathways



Certificate of Achievement in Game Design (GID)

- GID 49: Game Art & Design (4 units)
- GID 55: User Experience (UI/UX) Design (4 units)
- GID 60: Careers in the Visual Arts (2 units)
- GID 67: Mobile Game Design (4 units)
- GID 68B: Virtual Reality Game Design (4 units)

Object Oriented Software Development in Mobile and Web Apps (CS)

- CS 49: Foundations of Computer Programming (4.5 units)
- CS 3A: Object-Oriented Programming Methodologies in Python (4.5 units)
- CS 3B: Intermediate Software Design in Python (4.5 units)
- CS 63A *or* 64A: Developing Applications for iOS (4.5 units) *or* Writing Apps for the Android in Java (4.5 units)
- CS 22A: JavaScript for Programmers (4.5 units)

General Education (GE) Classes

- Two-Dimensional Design: Foundations in Art
- Business (Advertising and Marketing focus)
- Counseling & Career Life Planning (Paired with Nucleus)
- US History
- Spanish
- English



Student Support at Foothill College

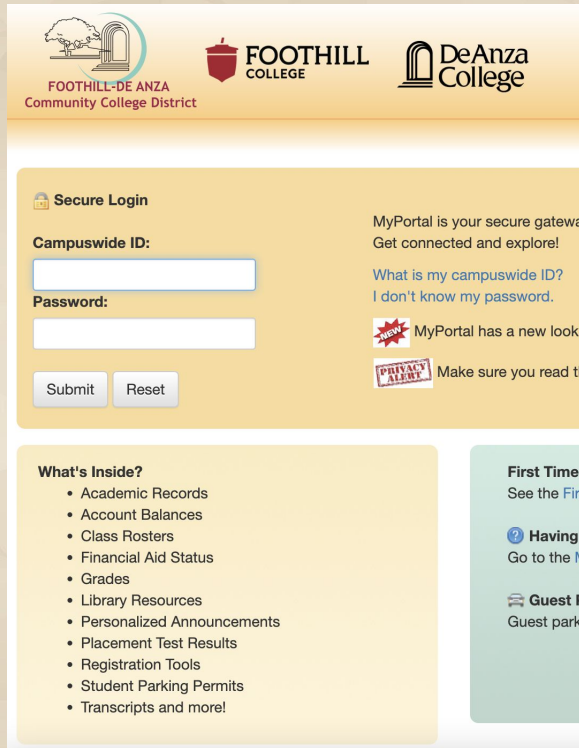
- Library & Bookstore
- Tutoring (STEM Center, WLC, Pass the Torch, and embedded tutors)
- Academic Counseling
- Psychological Services (including 24/7 counseling)
- Health Services
- Disability Resource Center
- Veterans' Resource Center
- Financial Aid
- The Family Engagement Institute
- Transfer Center
- Campus Police
- Food Pantry
- Homelessness Services

**You
control**

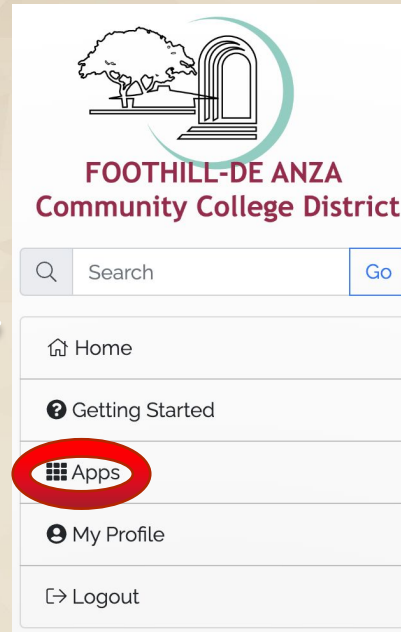


**your
college
experience**

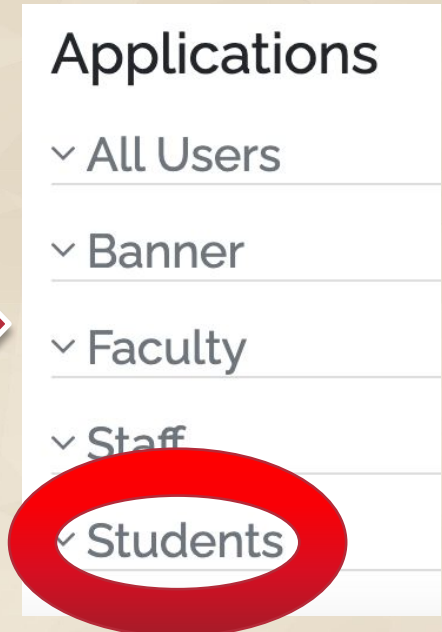
Using MyPortal



The screenshot shows the login interface for Foothill-De Anza Community College District. At the top, there are logos for Foothill College and DeAnza College. Below the logos, the text "FOOTHILL-DE ANZA Community College District" is displayed. The main section is titled "Secure Login" and contains a "Campuswide ID:" field and a "Password:" field. Below these fields are "Submit" and "Reset" buttons. To the right of the login fields, there is a message: "MyPortal is your secure gateway. Get connected and explore!" followed by a link "What is my campuswide ID? I don't know my password." and a "new" badge with the text "MyPortal has a new look! Make sure you read the privacy policy". At the bottom left, there is a "What's Inside?" section with a list of links: Academic Records, Account Balances, Class Rosters, Financial Aid Status, Grades, Library Resources, Personalized Announcements, Placement Test Results, Registration Tools, Student Parking Permits, and Transcripts and more!. At the bottom right, there is a "First Time" section with a link "See the First Time User Guide" and a "Having trouble?" section with a link "Go to the Help Center".


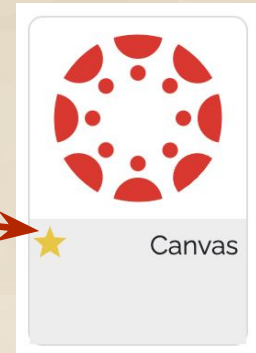



The screenshot shows the dashboard for Foothill-De Anza Community College District. At the top, there is a logo and the text "FOOTHILL-DE ANZA Community College District". Below the logo, there is a search bar with a "Go" button. The main section contains a list of links: Home, Getting Started, Apps (circled in red), My Profile, and Logout.



The screenshot shows the "Applications" page. It features a list of links: All Users, Banner, Faculty, Staff, and Students (circled in red).

Using MyPortal



Student Registration App



Student
Registration

Student Registration



Registration Tools

- ▷ [Get Date to Register](#)
- ▷ [Searchable Schedule of Classes](#)
- ▷ [Add or Drop Classes](#)
- ▷ [View Your Class Schedule](#)
- ▷ [Change Grade Options \(Pass / No Pass\)](#)
- ▷ [View Holds](#)
- ▷ [Make a Payment](#)
- ▷ [Order Foothill Parking Permit](#)
[Order De Anza Parking Permit](#)



Open Classes Finder

Quickly locate open and newly added classes

2022 Summer Foothill

Go



My Profile

- ▷ [Update My Personal Information](#)
- ▷ [Update My Major/Educational Goal](#)
- ▷ [Add My Preferred First Name \(Foothill\)](#)
[Add My Preferred First Name \(De Anza\)](#)



My Records

- ▷ [View My Grades](#)
- ▷ [View My Placement Results](#)
- ▷ [View My Unofficial Transcript](#)
- ▷ [Order Official Foothill Transcript](#)
[Order Official De Anza Transcript](#)
- ▷ [Request Enrollment Verification](#)
- ▷ [Download 1098-T](#)

Foothill's Canvas

☰

Umoja

Search this course

🔍

📖 Immersive Reader

Home

Announcements

Modules

Discussions

People

Pages

Files

BigBlueButton

Collaborations

Library

EvaluationKIT Course

Labster Dashboard


Foothill Tutoring

Tech Ambassador

Search

Umoja

Welcome to the Umoja Scholars Program for 2021-22



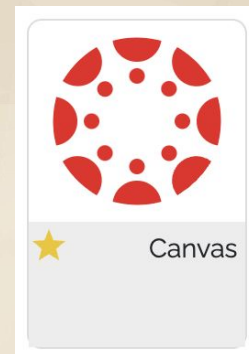
📊 View Course Stream

📅 View Course Calendar

🔔 View Course Notifications

To Do

Nothing for now



A still from the movie Toy Story showing Woody and Buzz Lightyear. Woody is on the left, looking concerned with a furrowed brow. Buzz is on the right, wearing his green and purple space suit, looking excited with his mouth open and one hand raised in a 'V' sign. The background is a simple indoor setting with a window showing a night sky with stars.

**That's a lot of
information...**

**You must have
questions!**

Contact Information

Michelle Channel

Dual Enrollment Coordinator
channelmichelle@fhda.edu

Josh Pelletier

Outreach Supervisor
pelletierjosh@fhda.edu

Simon Pennington

AVP of College & Community Relations
Penningtonsimon@fhda.edu